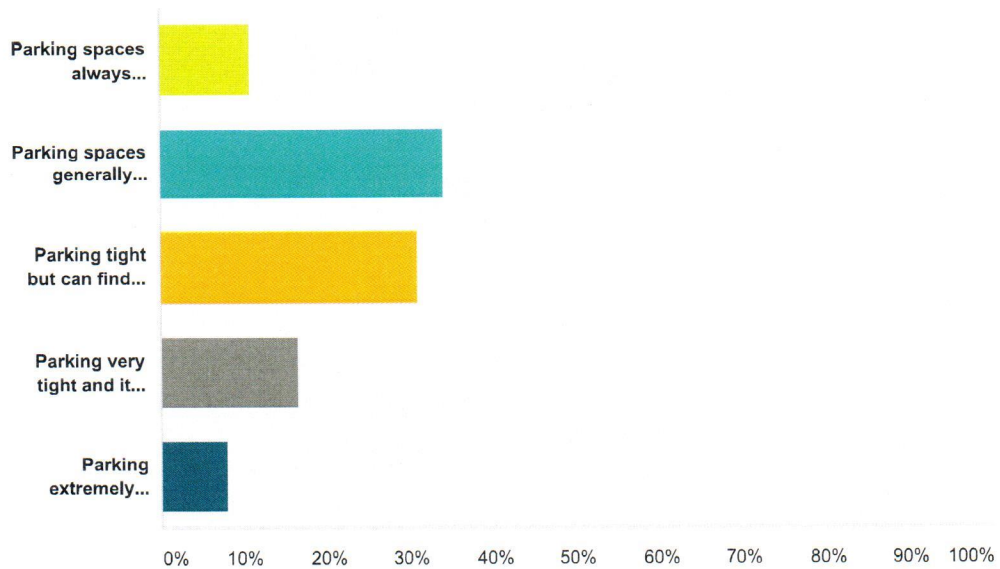


Q1 Please enter your zip code (required).

Answered: 2,370 Skipped: 0

Q2 Weekdays:

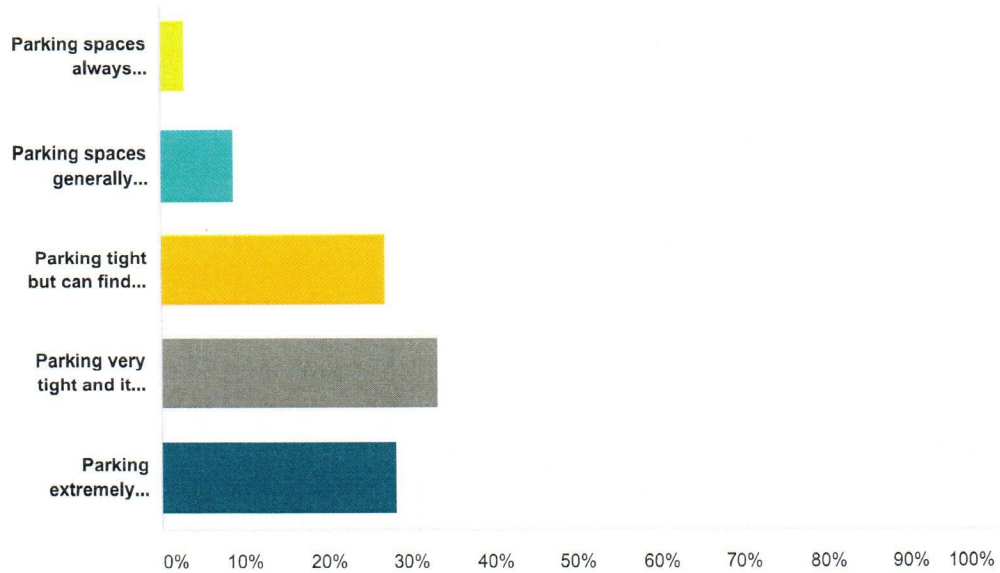
Answered: 1,945 Skipped: 425



Answer Choices	Responses	Count
Parking spaces always available on your block	10.85%	211
Parking spaces generally available	33.98%	661
Parking tight but can find a spot in a reasonable time	30.80%	599
Parking very tight and it takes an excessive time to find a spot	16.40%	319
Parking extremely tight, it takes a very long time to find a spot or have to park far away	7.97%	155
Total		1,945

Q3 Weekday evenings

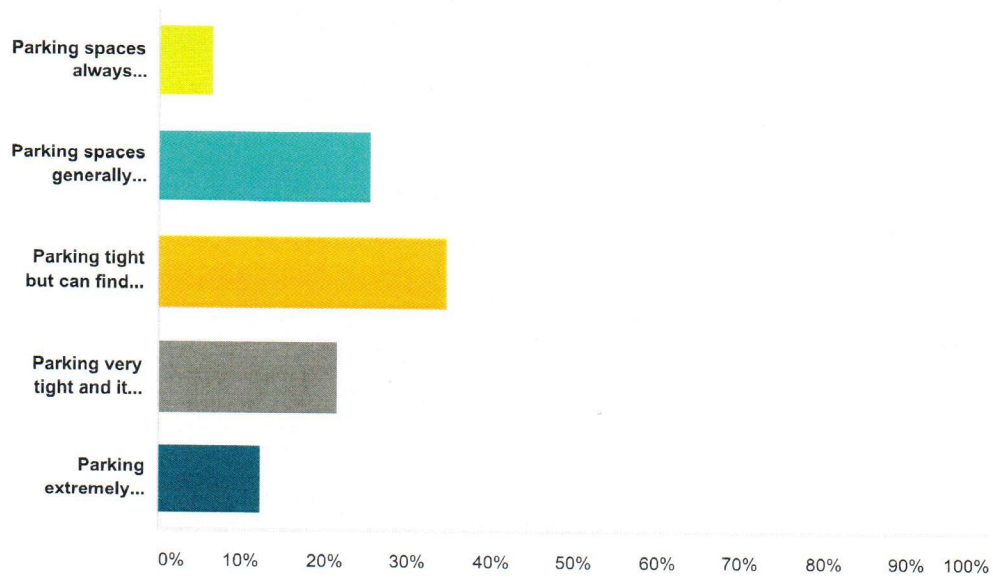
Answered: 1,940 Skipped: 430



Answer Choices	Responses
Parking spaces always available on your block	2.94% 57
Parking spaces generally available	8.81% 171
Parking tight but can find a spot in a reasonable time	26.96% 523
Parking very tight and it takes an excessive time to find a spot	33.14% 643
Parking extremely tight, it takes a very long time to find a spot or have to park far away	28.14% 546
Total	1,940

Q4 Weekend days

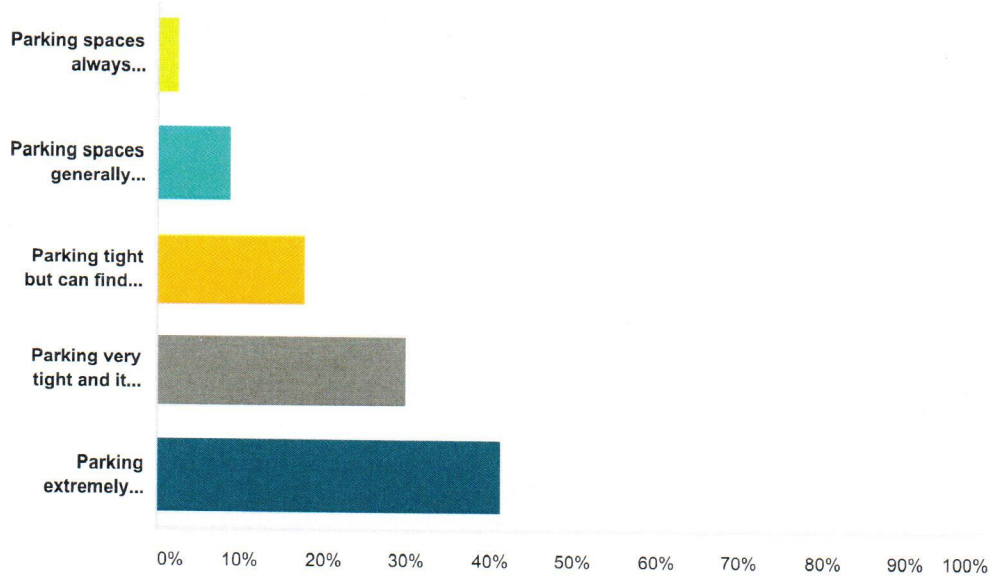
Answered: 1,939 Skipped: 431



Answer Choices	Responses
Parking spaces always available on your block	6.40% 124
Parking spaces generally available	25.37% 492
Parking tight but can find a spot in a reasonable time	34.55% 670
Parking very tight and it takes an excessive time to find a spot	21.45% 416
Parking extremely tight, it takes a very long time to find a spot or have to park far away	12.22% 237
Total	1,939

Q5 Weekend evenings

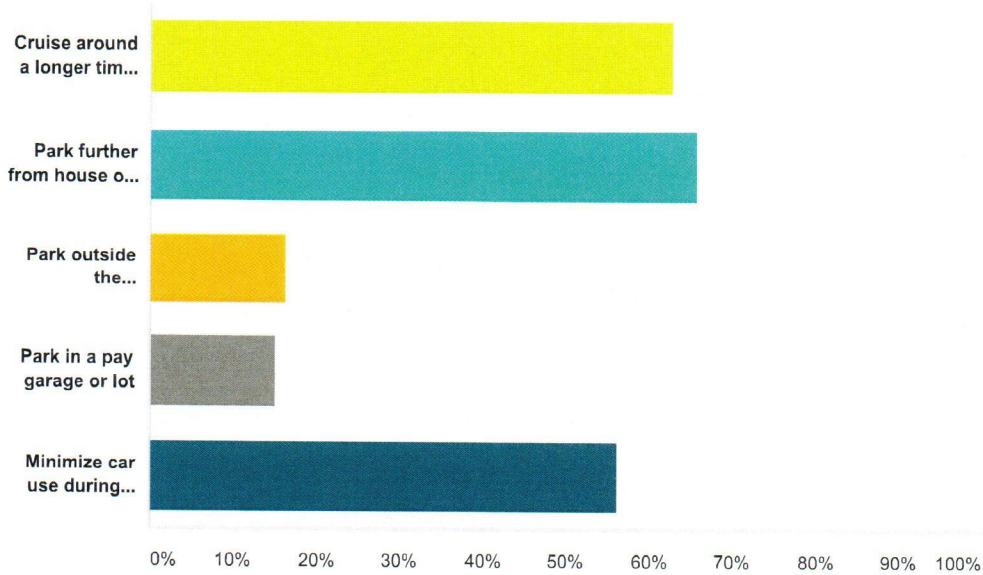
Answered: 1,935 Skipped: 435



Answer Choices	Responses
Parking spaces always available on your block	2.43% 47
Parking spaces generally available	8.73% 169
Parking tight but can find a spot in a reasonable time	17.73% 343
Parking very tight and it takes an excessive time to find a spot	29.87% 578
Parking extremely tight, it takes a very long time to find a spot or have to park far away	41.24% 798
Total	1,935

Q6 When on-street parking is very or extremely tight, what do members of your household typically do? Check all that apply

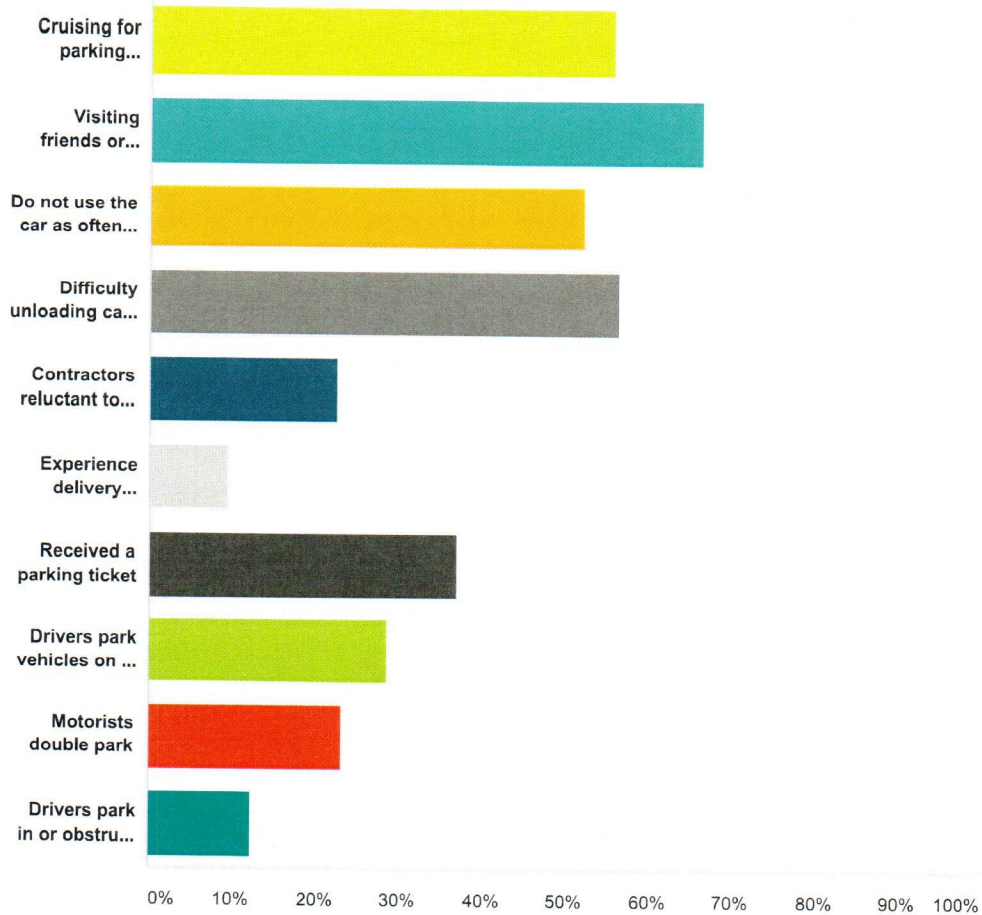
Answered: 1,893 Skipped: 477



Answer Choices	Responses
Cruise around a longer time than is acceptable	62.81% 1,189
Park further from house or apartment than is acceptable	65.77% 1,245
Park outside the neighborhood	16.32% 309
Park in a pay garage or lot	15.11% 286
Minimize car use during tight parking hours	56.26% 1,065
Total Respondents: 1,893	

Q7 How has the parking problem affected your quality of life? Check all that apply

Answered: 1,855 Skipped: 515

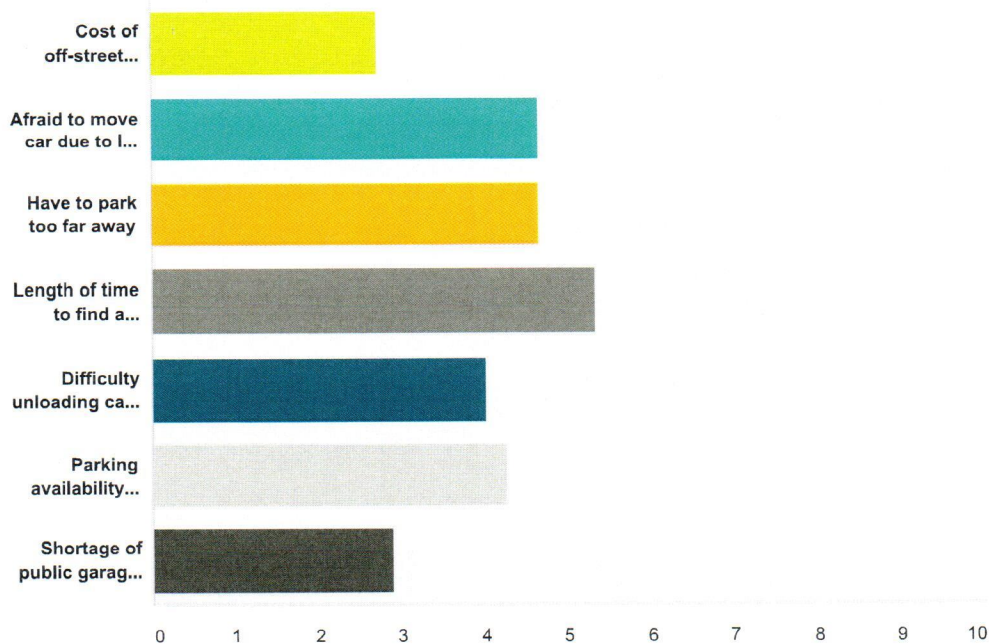


Answer Choices	Responses
Cruising for parking detracts from my quality of life	55.69% 1,033
Visiting friends or family complain about lack of parking	66.36% 1,231
Do not use the car as often as I would like, especially at night or on weekends	52.24% 969
Difficulty unloading car or dropping things off	56.44% 1,047
Contractors reluctant to work at my residence due to lack of convenient parking	22.59% 419
Experience delivery problems due to lack of convenient parking	9.49% 176
Received a parking ticket	37.04% 687
Drivers park vehicles on the sidewalk	28.68% 532
Motorists double park	23.07% 428
Drivers park in or obstruct my driveway	12.40% 230

Total Respondents: 1,855

Q8 Not all parking problems are equally important. Please rank the relative importance of each of the following problems to your household: Rank the problems on a scale of 1-7, with 1 the most important problem and 7 the least important problem.

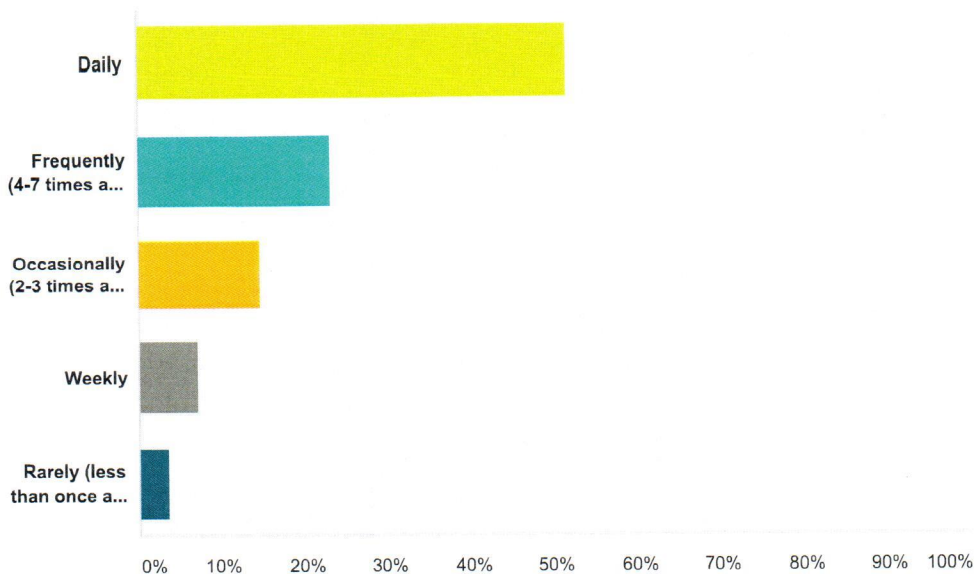
Answered: 1,863 Skipped: 507



	1	2	3	4	5	6	7	Total	Score
Cost of off-street garages and lots	9.54% 140	5.04% 74	6.00% 88	8.25% 121	9.61% 141	20.65% 303	40.90% 600	1,467	2.71
Afraid to move car due to lack of parking	23.09% 344	14.83% 221	17.38% 259	14.83% 221	15.30% 228	8.93% 133	5.64% 84	1,490	4.66
Have to park too far away	10.79% 160	22.86% 339	23.74% 352	18.48% 274	14.09% 209	7.22% 107	2.83% 42	1,483	4.65
Length of time to find a parking space	27.18% 421	25.37% 393	20.46% 317	14.53% 225	6.91% 107	3.62% 56	1.94% 30	1,549	5.33
Difficulty unloading car or dropping things off	13.74% 217	13.62% 215	14.19% 224	16.02% 253	16.21% 256	13.30% 210	12.92% 204	1,579	4.01
Parking availability for friends and family	14.89% 251	13.82% 233	14.77% 249	17.79% 300	21.41% 361	11.51% 194	5.81% 98	1,686	4.25
Shortage of public garages and lots in our neighborhood	9.84% 165	6.62% 111	6.09% 102	7.46% 125	11.75% 197	26.91% 451	31.32% 525	1,676	2.89

Q9 How frequently does your household use a car?

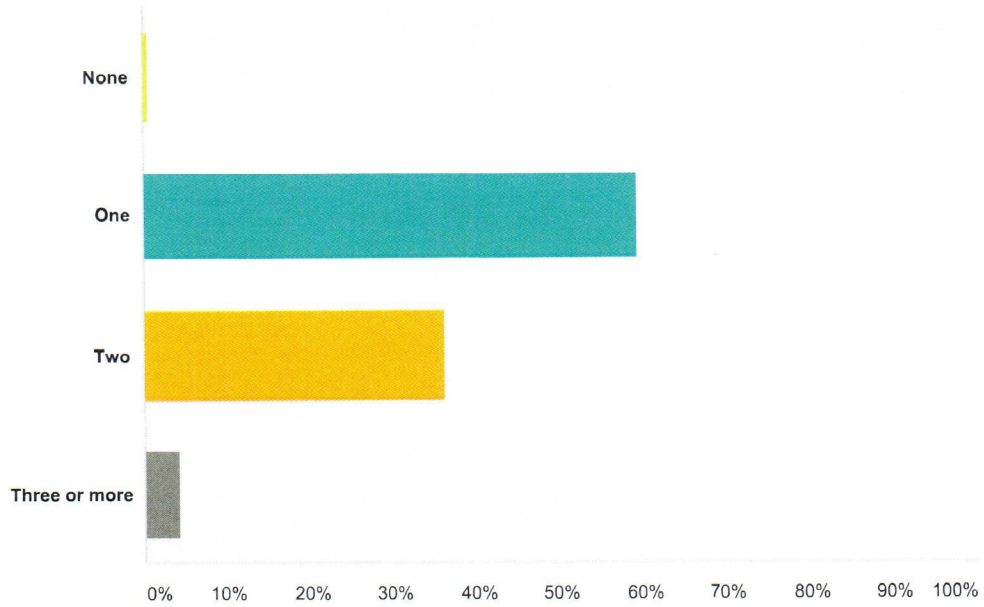
Answered: 1,908 Skipped: 462



Answer Choices	Responses	Count
Daily	51.52%	983
Frequently (4-7 times a week)	23.27%	444
Occasionally (2-3 times a week)	14.68%	280
Weekly	7.08%	135
Rarely (less than once a week)	3.46%	66
Total		1,908

Q10 How many cars does your household own?

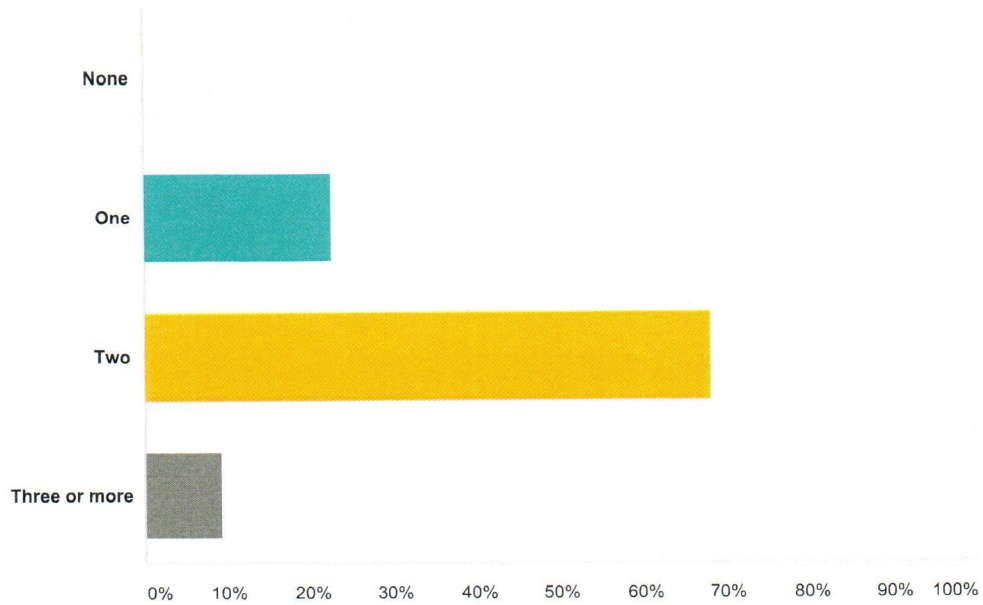
Answered: 1,905 Skipped: 465



Answer Choices	Responses
None	0.52% 10
One	59.21% 1,128
Two	36.12% 688
Three or more	4.15% 79
Total	1,905

Q11 How many people in your household have a drivers license?

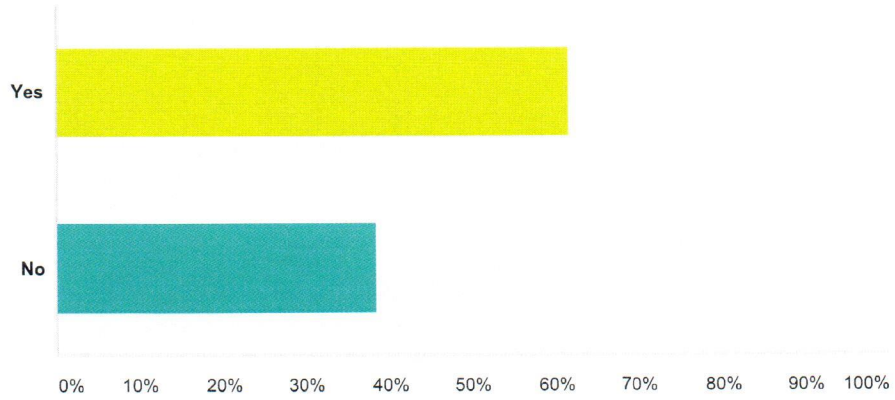
Answered: 1,899 Skipped: 471



Answer Choices	Responses
None	0.16% 3
One	22.49% 427
Two	68.14% 1,294
Three or more	9.22% 175
Total	1,899

Q12 Does somebody in your household use a car to commute to work?

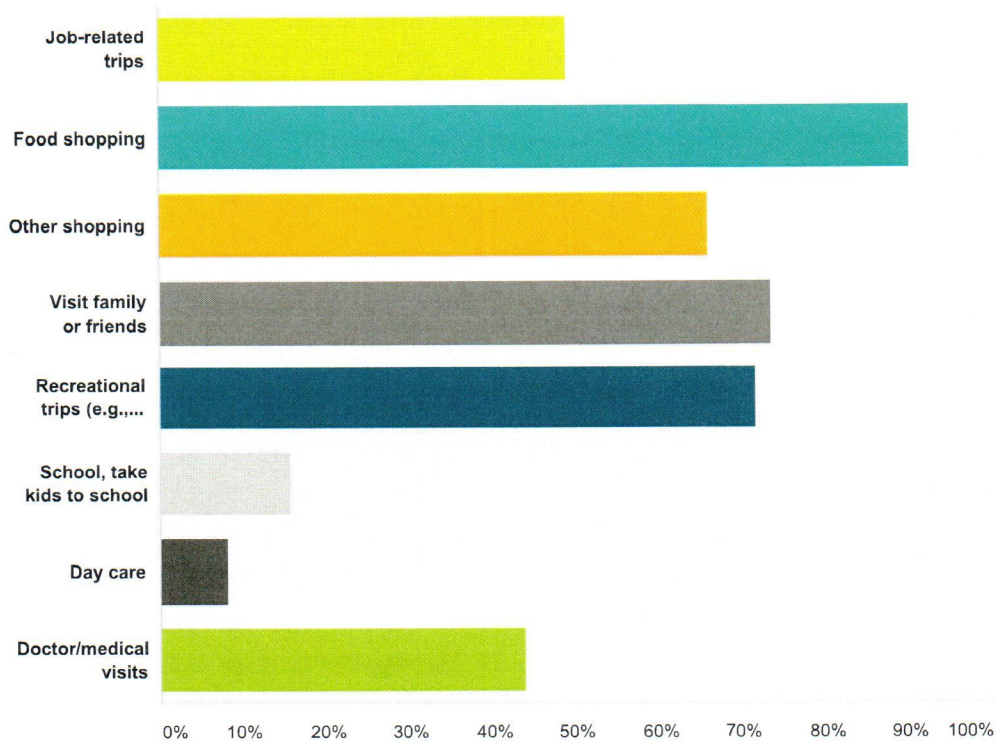
Answered: 1,898 Skipped: 472



Answer Choices	Responses	
Yes	61.54%	1,168
No	38.46%	730
Total		1,898

Q13 In a typical week, what other types of trips does your household use a car for? Check all that apply

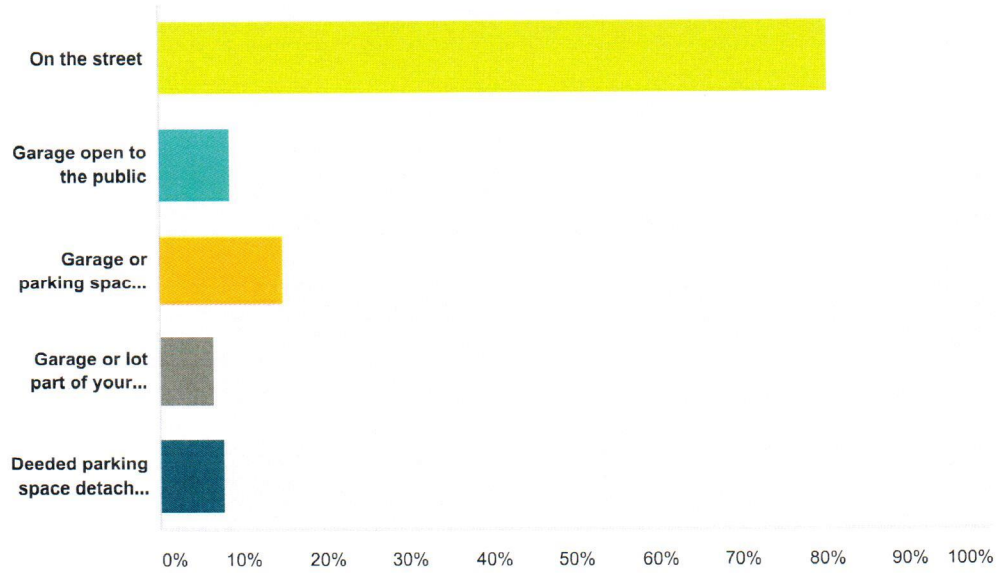
Answered: 1,901 Skipped: 469



Answer Choices	Responses
Job-related trips	49.13% 934
Food shopping	90.11% 1,713
Other shopping	65.97% 1,254
Visit family or friends	73.38% 1,395
Recreational trips (e.g., drive to a movie or the shore)	71.70% 1,363
School, take kids to school	15.57% 296
Day care	8.05% 153
Doctor/medical visits	43.77% 832
Total Respondents: 1,901	

Q14 Where do you typically park your car(s)? If your household owns more than one car, give a response foreach car

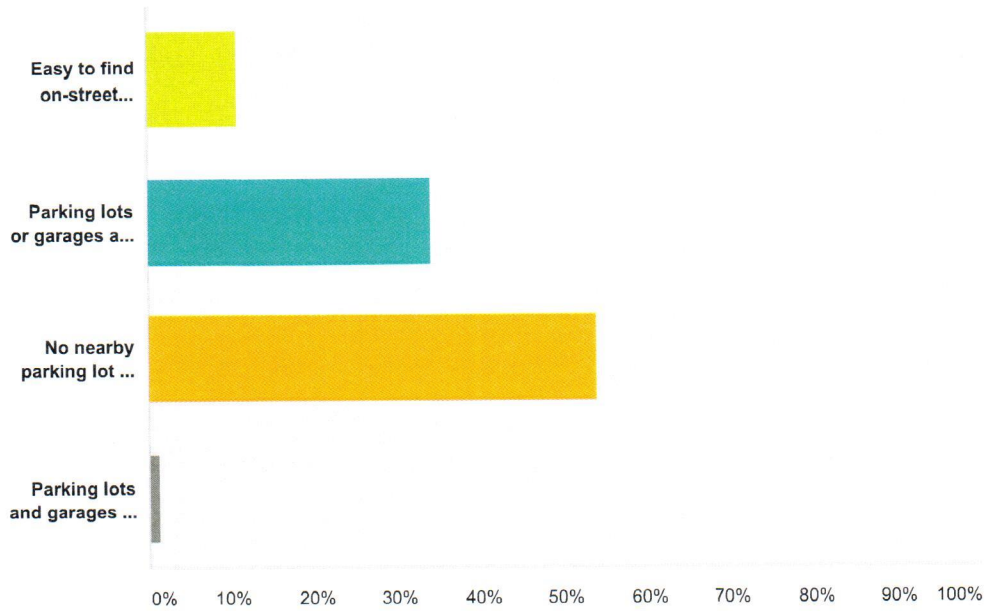
Answered: 1,893 Skipped: 477



Answer Choices	Responses
On the street	80.30% 1,520
Garage open to the public	8.51% 161
Garage or parking space attached to your personal residence	14.84% 281
Garage or lot part of your condo or rental building	6.44% 122
Deeded parking space detached from your residence	7.71% 146
Total Respondents: 1,893	

Q15 If you answered park on the street, why do you not use a parking lot or garage?

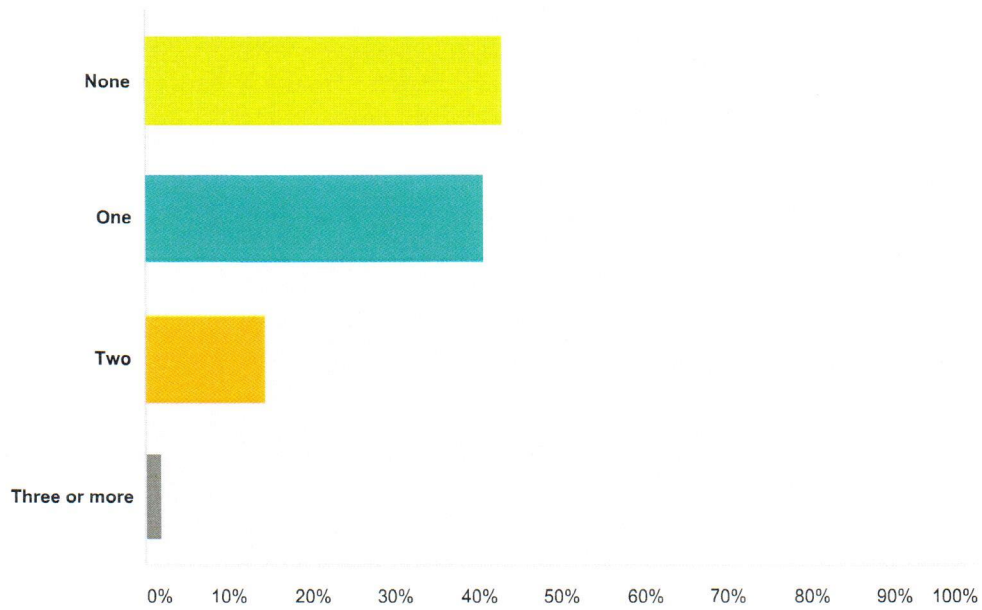
Answered: 1,494 Skipped: 876



Answer Choices	Responses
Easy to find on-street parking	10.84% 162
Parking lots or garages are too expensive	34.07% 509
No nearby parking lot or garage, or are they are inconvenient	53.88% 805
Parking lots and garages are unsafe	1.20% 18
Total	1,494

Q16 How many residential parking permits do you or your family currently have?

Answered: 1,897 Skipped: 473



Answer Choices	Responses	Count
None	43.02%	816
One	40.70%	772
Two	14.50%	275
Three or more	1.79%	34
Total		1,897