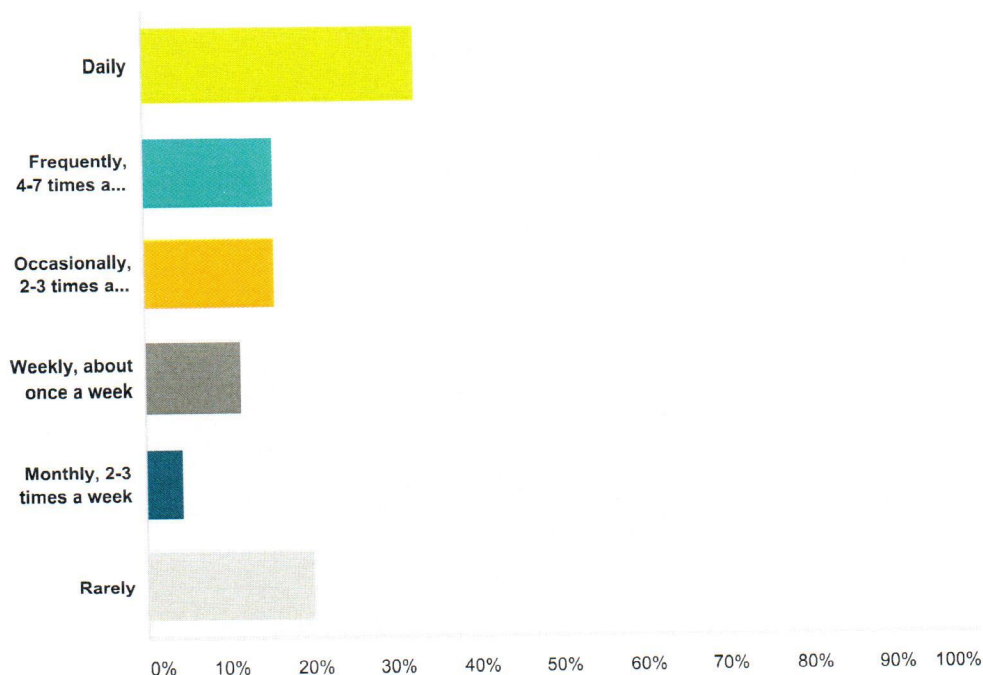


Q1 Please enter your zip code.

Answered: 101 Skipped: 0

Q2 How often do delivery and contractor vehicles have trouble parking?

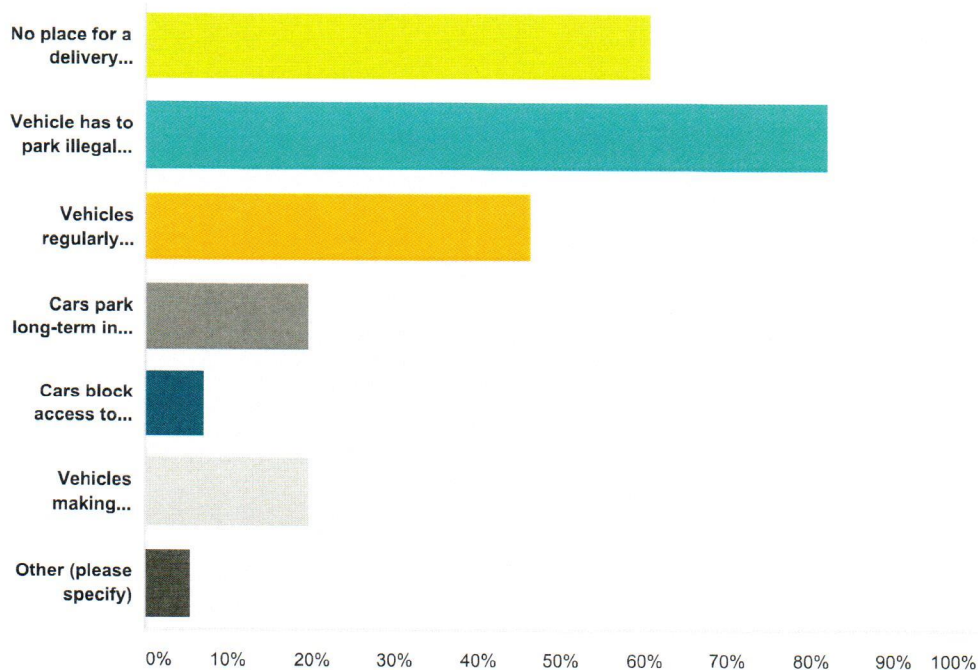
Answered: 70 Skipped: 31



Answer Choices	Responses	Count
Daily	32.86%	23
Frequently, 4-7 times a week	15.71%	11
Occasionally, 2-3 times a week	15.71%	11
Weekly, about once a week	11.43%	8
Monthly, 2-3 times a week	4.29%	3
Rarely	20.00%	14
Total		70

Q3 If you answered daily, frequently, or occasionally, what types of problems do you routinely experience? Check all that apply

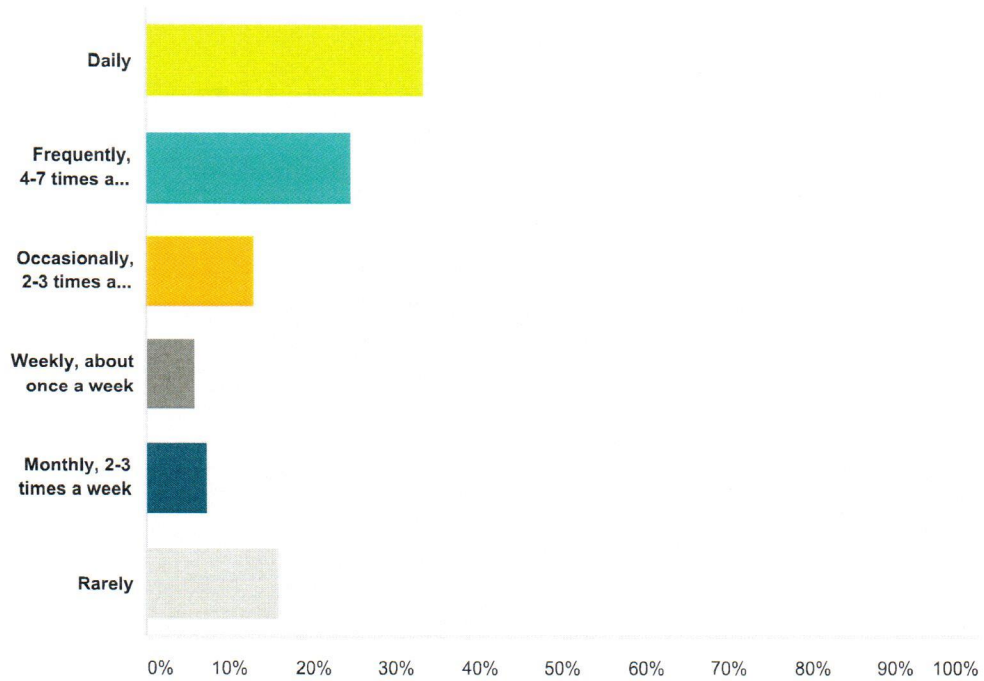
Answered: 56 Skipped: 45



Answer Choices	Responses
No place for a delivery vehicle to park	60.71% 34
Vehicle has to park illegally to load/unload	82.14% 46
Vehicles regularly receive parking tickets	46.43% 26
Cars park long-term in loading zone	19.64% 11
Cars block access to loading dock	7.14% 4
Vehicles making deliveries to other businesses block loading zones	19.64% 11
Other (please specify)	5.36% 3
Total Respondents: 56	

Q4 How often do your customers complain to you about the difficulty in finding a parking space?

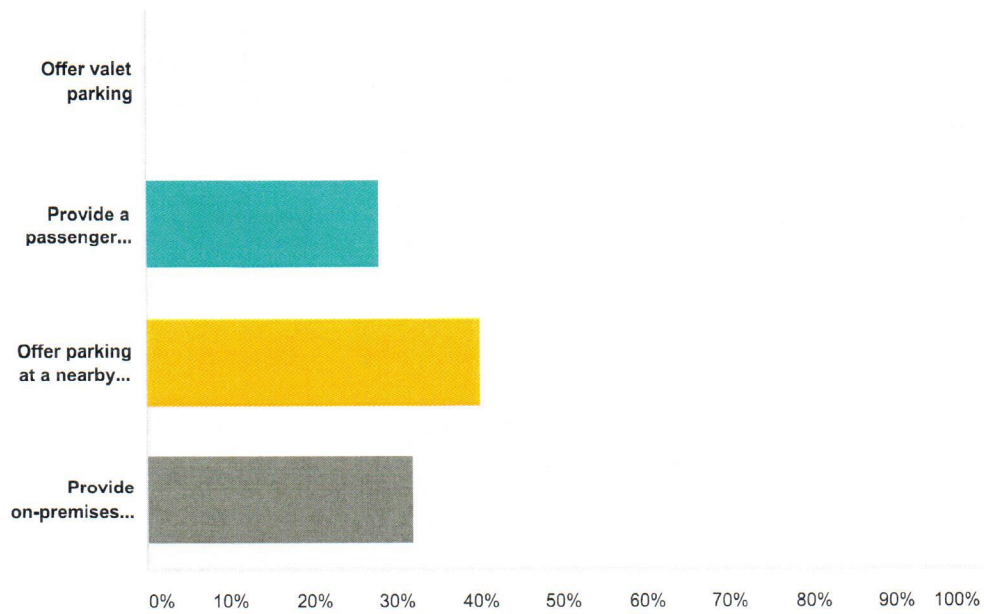
Answered: 69 Skipped: 32



Answer Choices	Responses	Count
Daily	33.33%	23
Frequently, 4-7 times a week	24.64%	17
Occasionally, 2-3 times a week	13.04%	9
Weekly, about once a week	5.80%	4
Monthly, 2-3 times a week	7.25%	5
Rarely	15.94%	11
Total		69

Q5 Does your business:

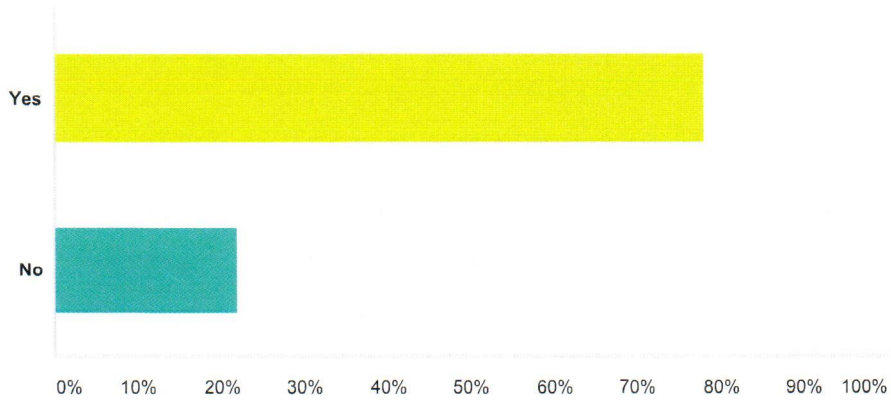
Answered: 25 Skipped: 76



Answer Choices	Responses	Count
Offer valet parking	0.00%	0
Provide a passenger unloading zone (via a City permit)	28.00%	7
Offer parking at a nearby garage or parking lot	40.00%	10
Provide on-premises parking	32.00%	8
Total		25

Q6 Do you or your employees need to use a vehicle for business purposes during the business day?

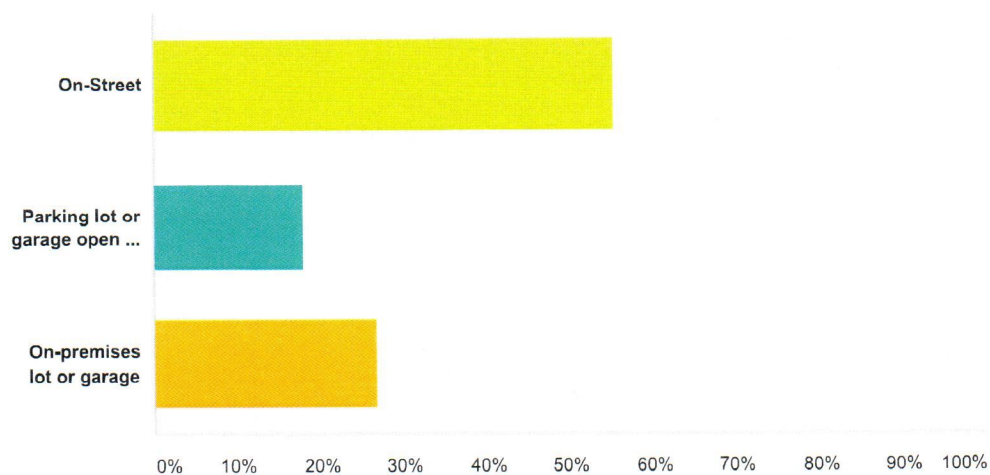
Answered: 64 Skipped: 37



Answer Choices	Responses
Yes	78.13% 50
No	21.88% 14
Total	64

Q7 If so, where do you park it?

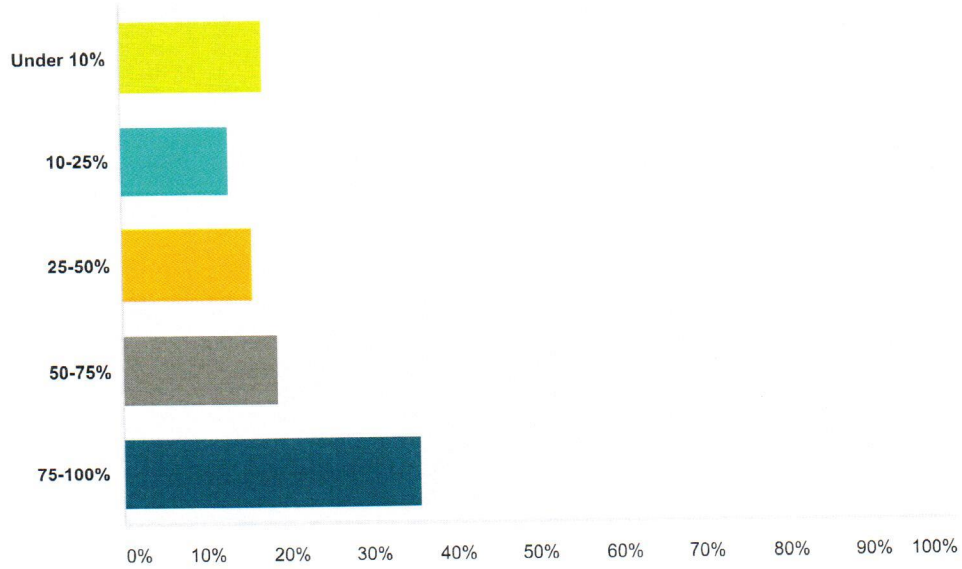
Answered: 56 Skipped: 45



Answer Choices	Responses
On-Street	55.36% 31
Parking lot or garage open to public	17.86% 10
On-premises lot or garage	26.79% 15
Total	56

Q8 What percentage of your employees, including yourself, drive to work?

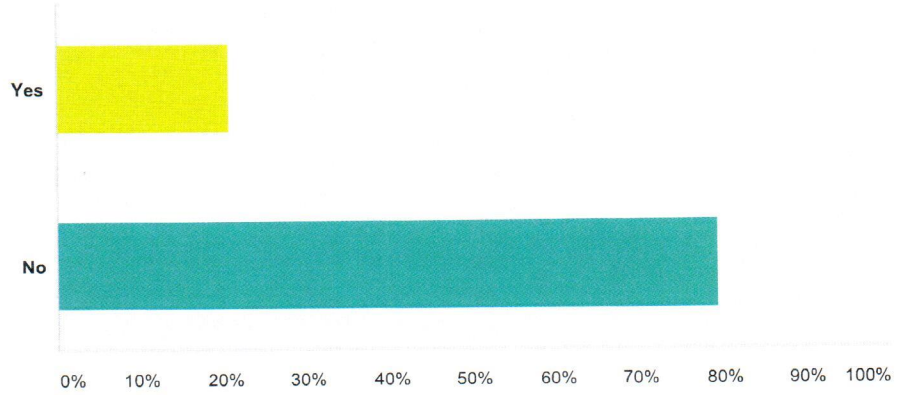
Answered: 70 Skipped: 31



Answer Choices	Responses	
Under 10%	17.14%	12
10-25%	12.86%	9
25-50%	15.71%	11
50-75%	18.57%	13
75-100%	35.71%	25
Total		70

Q9 Do you subsidize or otherwise support employee parking?

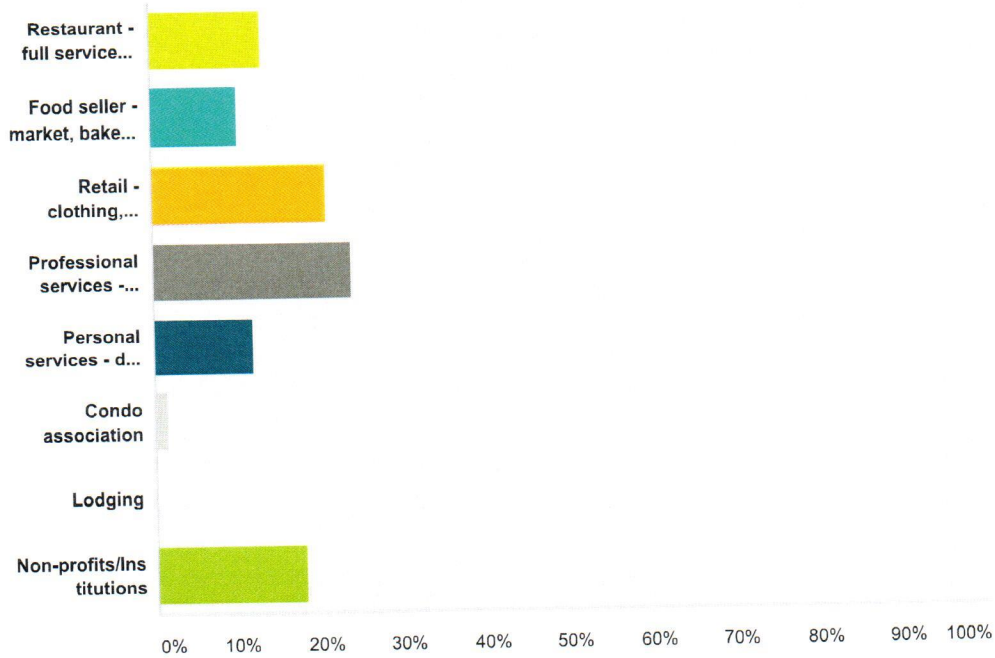
Answered: 63 Skipped: 38



Answer Choices	Responses	
Yes	20.63%	13
No	79.37%	50
Total		63

Q10 Which best describe your business?

Answered: 67 Skipped: 34



Answer Choices	Responses
Restaurant - full service, take out, fast food, coffee house, bar	13.43% 9
Food seller - market, bakery, specialty foods, convenience store	10.45% 7
Retail - clothing, household goods, pharmacy	20.90% 14
Professional services - doctor's office, accountant, lawyer, real estate, bank	23.88% 16
Personal services - day care, dry cleaner, pet care, printing, beauty salon	11.94% 8
Condo association	0.00% 0
Lodging	0.00% 0
Non-profits/Institutions	17.91% 12
Total	67